

Market Report

March, 2022



Corinthian

5825 Collins Ave
Miami Beach, FL 33140

Every month we compile this comprehensive market report focus on Corinthian in this convenient and easy to read format. Our data comes from more than six different sources including MLS Associations, County Offices and Financial Institutions. Get this report for free every month on our website corinthianmiami.com.

Property Stats

POSTAL CODE 33140

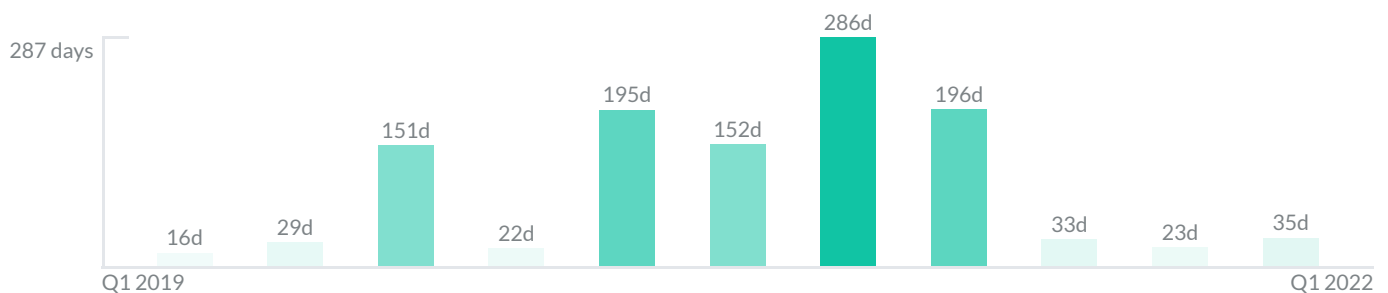
The property stats graph represents the median price evolution since ten years in your postal code area.



Similar Properties

DAYS ON THE MARKET

Everyday 3 months we monitor how many days it takes for similar properties to be sold. This is also a good indicator to know when to buy or sale!

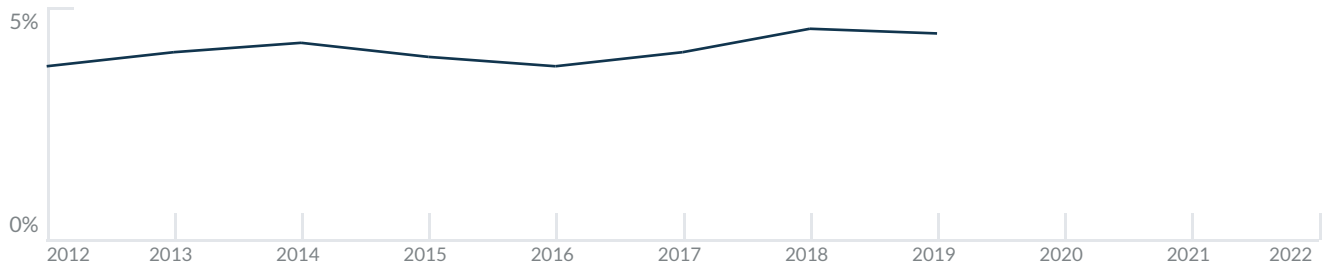


Mortgage Rates

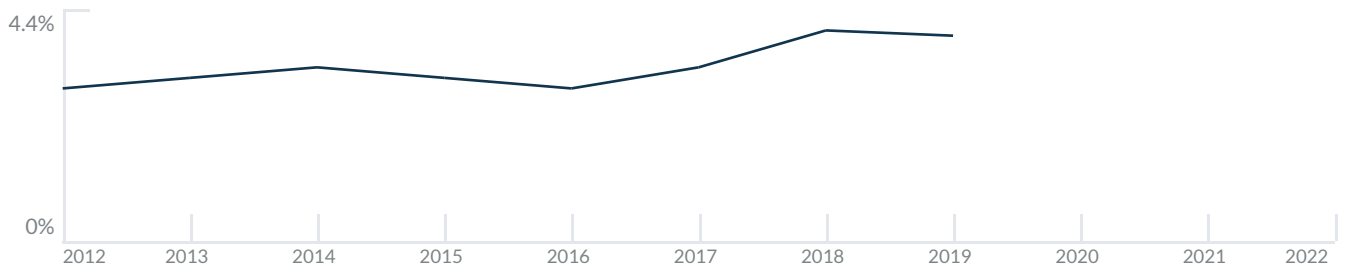
PER YEAR

Understanding mortgage economics is important when you want to buy with a loan. Below is the historical yearly average mortgage rates in the Unites States retrieved from Freddie Mac©

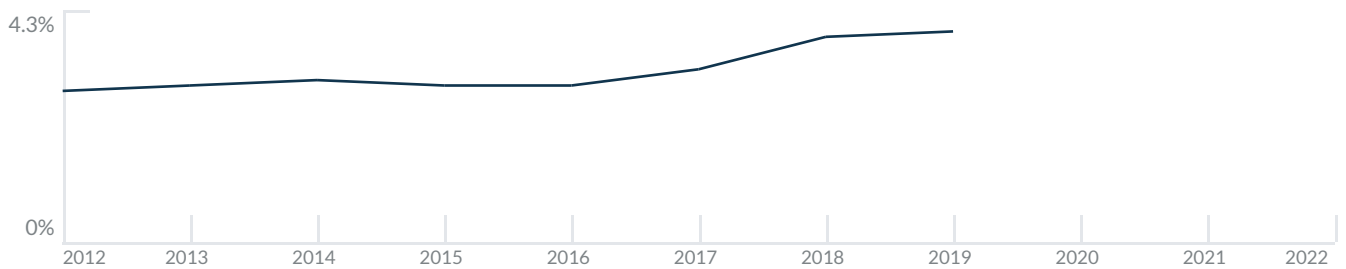
30 YEARS FIXED 4.4%



15 YEARS FIXED 3.9%



5/1-YEAR ADJUSTABLE 3.9%



Schools

CLOSEST

Having good schools nearby is important if you have kids or plan to rent or sell your home. Ratings are retrieved from the leading independent and nonprofit GreatSchools©

ELEMENTARY SCHOOL
Mater Academy Miami Beach
8/10

MIDDLE SCHOOL
Miami Arts Charter School
10/10

HIGH SCHOOL
Design & Architecture Senior High School
10/10

Insights

IN CORINTHIAN



















Below the average listing prices of available unit per property type.



Activity

SOLD OR RENTED

Below the latest transactions reported by the local MLS Association for Corinthian

 <p>\$825,000  3  3</p> <p>UNIT 5F SOLD FEB 2022</p>	 <p>\$549,000  2  2</p> <p>UNIT PH1-J SOLD FEB 2022</p>	 <p>\$499,000  2  2</p> <p>UNIT 4K SOLD FEB 2022</p>
 <p>\$550,000  2  2</p> <p>UNIT 14H SOLD AUG 2021</p>	 <p>\$2,800  2  1</p> <p>UNIT 7J RENTED AUG 2021</p>	 <p>\$665,000  2  2</p> <p>UNIT 14A SOLD JUL 2021</p>

Sold

LAST 20 PROPERTIES SOLD IN CORINTHIAN

Unit	Price	Beds/Baths	\$/Sqft	Sqft	Buying Date	Days on Market
5F	\$825,000	3/3	\$373.5	2,209	Jan 2022	35
PH1-J	\$549,000	2/2	\$423.9	1,295	Dec 2021	19
4K	\$499,000	2/2	\$383.8	1,300	Dec 2021	27
14H	\$550,000	2/2	\$339.1	1,622	Aug 2021	55
14A	\$665,000	2/2	\$374.4	1,776	Jul 2021	10
10E	\$398,000	1/2	N/A	N/A	Jun 2021	277
14F	\$784,000	3/3	\$354.9	2,209	Jun 2021	126
4F	\$689,000	3/3	\$311.9	2,209	May 2021	358
4G	\$670,000	2/2	\$351.0	1,909	May 2021	162
5A	\$479,000	3/2	\$269.7	1,776	May 2021	56
3K	\$480,000	2/2	\$369.2	1,300	Apr 2021	194
PH1E	\$427,000	1/2	\$322.8	1,323	Mar 2021	76
11F	\$695,000	3/3	\$314.6	2,209	Mar 2021	159
6C	\$399,000	2/2	\$242.7	1,644	Mar 2021	623
11E	\$399,000	1/2	\$301.6	1,323	Oct 2020	152
3A	\$459,000	2/2	\$258.4	1,776	Sep 2020	372
14G	\$695,000	2/2	\$364.1	1,909	Jul 2020	18
4K	\$425,000	2/2	\$326.9	1,300	Dec 2019	22
8C	\$440,000	2/2	\$267.6	1,644	Sep 2019	158
14A	\$499,000	2/2	\$281.0	1,776	Aug 2019	143

Rented

LAST 20 PROPERTIES RENTED IN CORINTHIAN

Unit	Price	Beds/Baths	\$/Sqft	Sqft	Rented Date	Days on Market
7J	\$2,800	1/2	\$2.2	1,295	Aug 2021	72
9B	\$2,499	2/2	\$1.9	1,326	Apr 2021	107
4F	\$3,500	3/3	\$1.6	2,209	Dec 2020	80
9D	\$2,950	2/2	\$2.2	1,323	Dec 2020	23
PH1-J	\$2,299	2/2	\$1.8	1,295	Oct 2020	76
5G	\$3,150	2/2	\$1.7	1,909	Aug 2020	187
PHB	\$2,400	2/2	\$1.8	1,326	Jul 2020	35
6C	\$2,000	2/2	\$1.2	1,644	Oct 2019	156
10E	\$1,800	2/2	\$1.4	1,323	Oct 2019	97
12B	\$1,800	1/2	\$1.4	1,326	Oct 2019	99
5C	\$2,200	2/2	N/A	N/A	Aug 2019	16
PHB	\$2,300	2/2	\$1.7	1,326	Jun 2019	20
7C	\$2,400	2/2	\$1.5	1,644	Mar 2019	30
9J	\$2,080	2/2	\$1.6	1,295	Feb 2019	116
3K	\$2,450	2/2	\$1.9	1,300	Feb 2019	159
10E	\$2,195	2/2	\$1.7	1,323	Feb 2019	47
7D	\$2,100	2/2	\$1.6	1,323	Jan 2019	83
4G	\$2,600	2/2	\$1.4	1,909	Dec 2018	104
14D	\$2,100	1/2	\$1.6	1,323	Nov 2018	48
2H	\$2,300	2/2	\$1.4	1,622	Nov 2018	123

Currently Listed

ACTIVE LISTINGS 1/1

Unit	Price	Beds/Baths	\$/Sqft	Sqft	Listing Date	Owner
PH2N	\$950,000	2/2	\$577.9	1644	Feb 2022	DERRICK J AT...
2F	\$510,000	2/2	\$319.9	1594	Dec 2021	HERBERT GO...
4A	\$457,000	2/2	\$257.3	1776	Feb 2022	STEFANIE MA...
6A	\$450,000	2/2	\$253.4	1776	Sep 2021	JULIO MITRA...
6B	\$480,000	2/2	\$362.0	1326	Feb 2022	EDWARD BU...
6B	\$2,700/mth	1/2	\$2.0	1326	Nov 2021	EDWARD BU...
9C	\$795,000	4/2	\$483.6	1644	Dec 2021	MARCELO PA...
9D	\$645,000	2/2	\$487.5	1323	Feb 2022	YESENIA FLO...